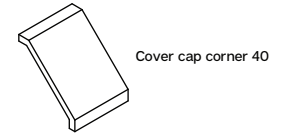
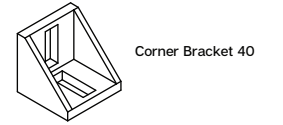
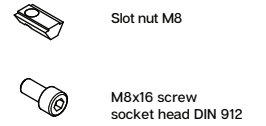
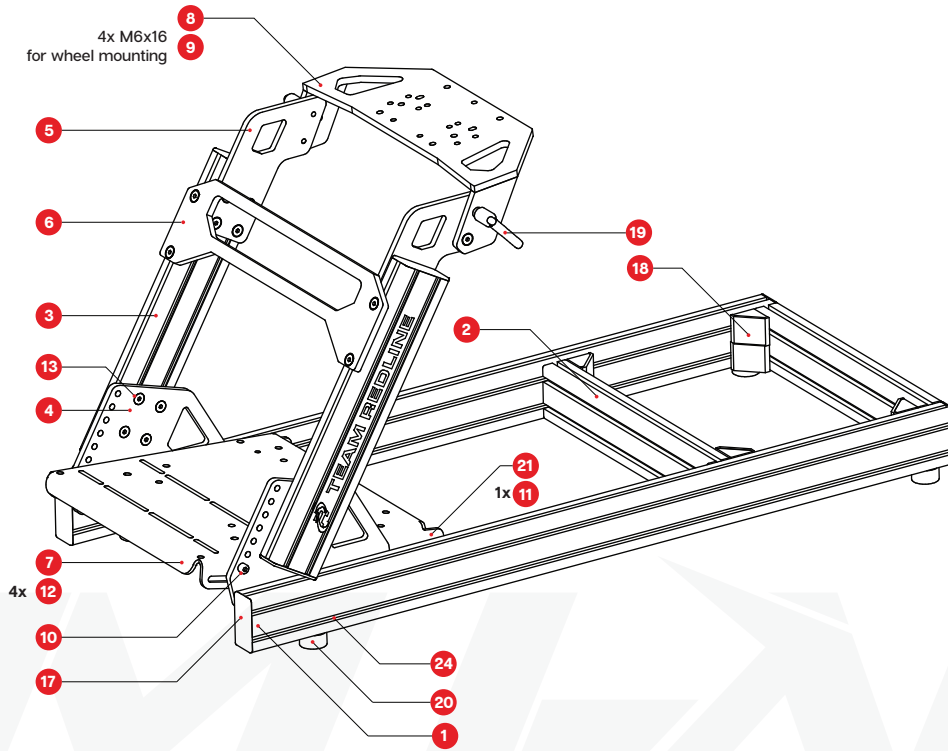


Profile kit

#	Image	Profile type	Length	Note	Qty
1		40x80L	1200mm		2
2		40x80L	420mm		2
3		40x80L	460mm		2

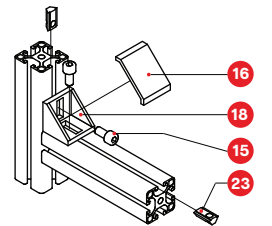
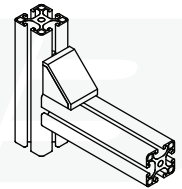
Hardware kit

#	Image	Name	Note	QTY
4		GT2 Pedal deck		2
5		GT2 45 degree bracket		2
6		GT2 Brace [Alu 10 mm]		1
7		TR1 Pedal deck		1
8		TR1 wheeldeck finished		1
9		Cilindrical socket head M6x16	Black, Steel	4
10		Cilindrical socket head M8x20	Black, Steel	10
11		Cilindrical socket head M8x25	Black, Steel	2
12		NUT M8 DIN 985	Galvanised	4
13		Countersunk bolt M8x20	Black, Steel	30
14		Socket head bolt M6x20	Galvanised	4
15		Socket head bolt M8x16	Galvanised	20
16		Cover cap for connection bracket	36x36x38mm	8
17		Cover cap 40x80		8
18		Connector bracket 40x40		8
19		Handle M8x20		2
20		Rubber feet	Ø40x20mm	4
21		Sleeve 20 x 10 x 8.5 mm	black plastic	2
22		Slot nut M6		20
23		Slot nut M8		50
24		Red cover strip for slot 8mm profile	1200 mm	2

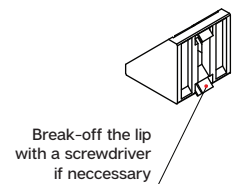


Connector bracket parts

Example



Connector bracket assembly



Break-off the lip with a screwdriver if necessary